

General Characteristics

Model number (on module nameplate)	DEP101A	DEP101B
Code number for singlepack	120Z0584	120Z0585
Drawing number	6914009a	6914010a
Supply voltage	AC24V -15% +10% 2W	AC110-240V -15% +10% 2W
Ambiant temperature range	-35 to 70°C	
Relay	250V AC max 5A	

Technical Characteristics

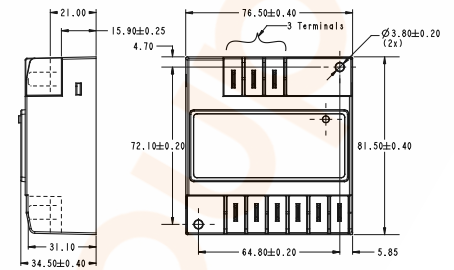
Temperature monitoring	PTC to DIN 44081/082
- Number of sensors	1...9 in series
- R 25, total	<1.8kΩ
- Rtrip	4.50kΩ ±20%
- Rreset	2.75kΩ ±20%
- max. length	<30m
After cool down	
- Time delay	5min±1min
Phase monitoring	3 AC 50/60Hz 200...575V ±10% active window t0 + 1s... t0 + 6s
Phase sequence	lockout
Phase loss	lockout
Status LED	Blink Code
Relay (N/O)	max. AC 250V, max.5A
Protection class to EN 60529	IP00
Connection	6.3mm connectors
Housing	PA66
Mounting	screw-mounted or clamped
Dimensions	76.5x81.5x34.5mm
Weight	approx. 200g

Recommended Installation Torque

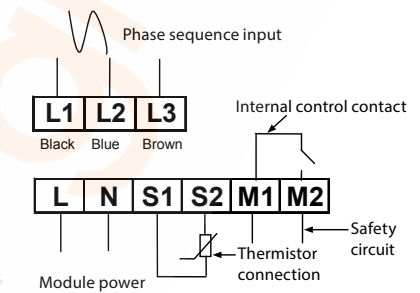
Mounting bolts (2 screws Ø 3.5 mm)	0.5 to 2Nm
------------------------------------	------------

Approvals: CE certified, UL (file E363296)

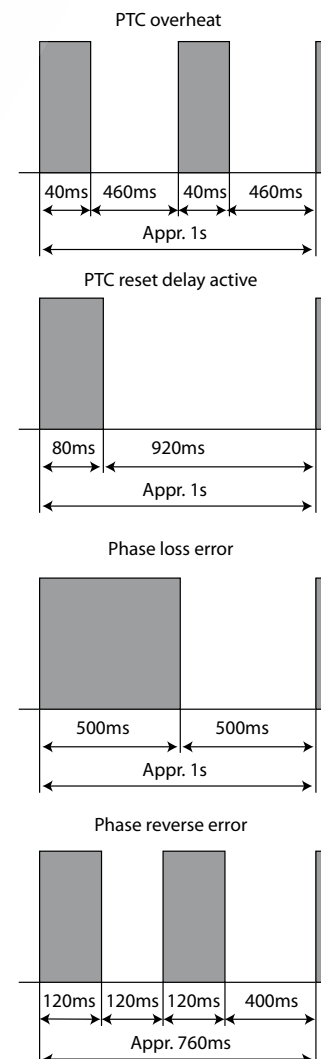
Dimensions



Connection diagram



Blink code



Danfoss can accept no responsibility for possible errors in catalogues, brochures and other printed material. Danfoss reserves the right to alter its products without notice. This also applies to products already on order provided that such alterations can be made without sub sequential changes being necessary in specifications already agreed. All trademarks in this material are property of the respective companies. Danfoss and the Danfoss logotype are trademarks of Danfoss A/S. All rights reserved.